



ENVIRONMENTAL PRODUCT DECLARATION

SITRANS FM520 DN500

7ME6532-5RB12-1GA3-Z

Type II according to ISO 14021 including life cycle impact assessment (LCIA)



General information

This environmental product declaration (EPD) is based on the international standard ISO 14021 ("Environmental labels and declarations – Self declared environmental claims – Type II"). The data in this EPD has been evaluated on a full-scale life cycle assessment (LCA) study according to ISO 14040/44, taking into account the product category rules (PCR) for electronic and electrotechnical products and systems defined in EN 50693.

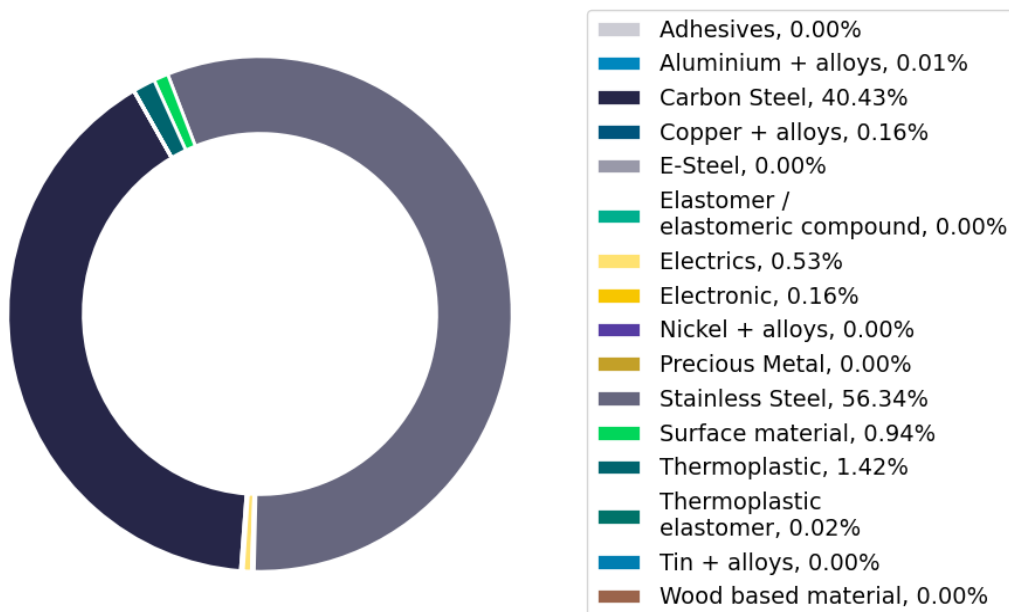
Siemens is dedicated to an environmentally conscious design of its products in line with IEC 62430 and has implemented an integrated management system according to ISO 9001, ISO 14001 and ISO 45001.

Products	7ME653(A)-(BB)(C)(D)(E)-1(F)A(G)-Z (A=0,2); (BB=5D,5H,5K,5Y,6B,6D,6H,6K); (C=A...W); (D=0,1); (E=2,3); (F=A,G,J); (G=0,2,3)
Represented by	7ME6532-5RB12-1GA3-Z
Product Description	Electromagnetic flow meter, flanged, diameter DN 15 to DN 1200 (1/2" to 48"). Suitable for volume flow measurement of liquids (conductive), for applications in water abstraction, water & wastewater treatment, water distribution networks, custody transfer metering.
Functional Unit	Production of 1 SITRANS FM520 DN500 and use over the reference service lifetime of 10 years.

Material composition

The following chart outlines the overall material composition of the calculated reference product. Product weight of 188.48 kg adds up with packaging weight of 0.95 kg to a total weight of 189.43 kg. Packaging consists of Box, Fixing material, Foil Film Wrap Bag Label, Paper.

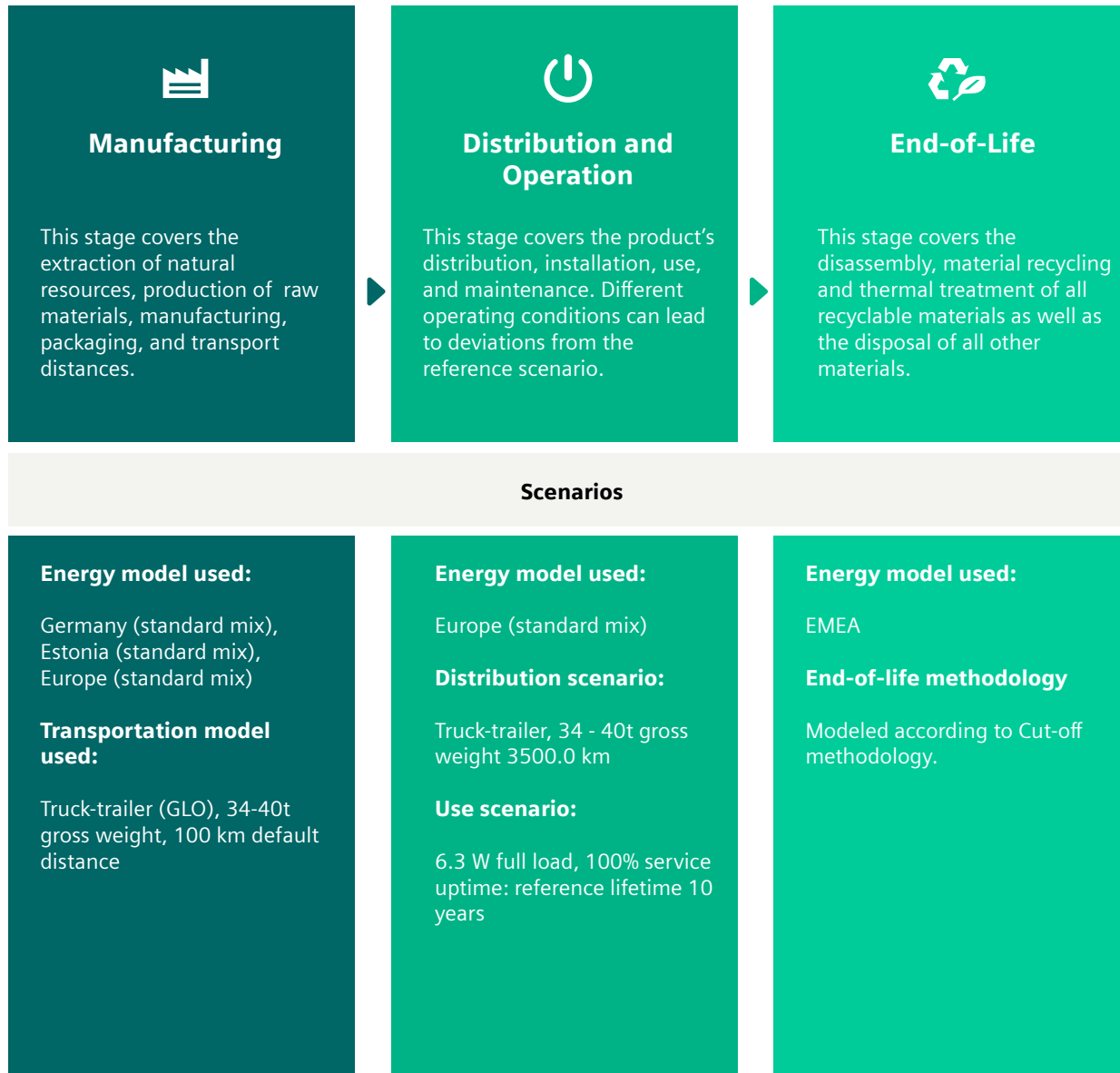
Product Weight 188.48 kg



Substance assessment

At Siemens, we are committed to the development and production of environmentally sound and sustainably produced equipment. This includes avoiding hazardous substances in our products without compromising their benefits for our customers. Please visit the following website to learn more about how we comply with product-related environmental regulations like RoHS, REACH, WEEE and others: [Product Related Environmental Protection](#)

Life cycle stages and reference scenarios



Key environmental performance indicators

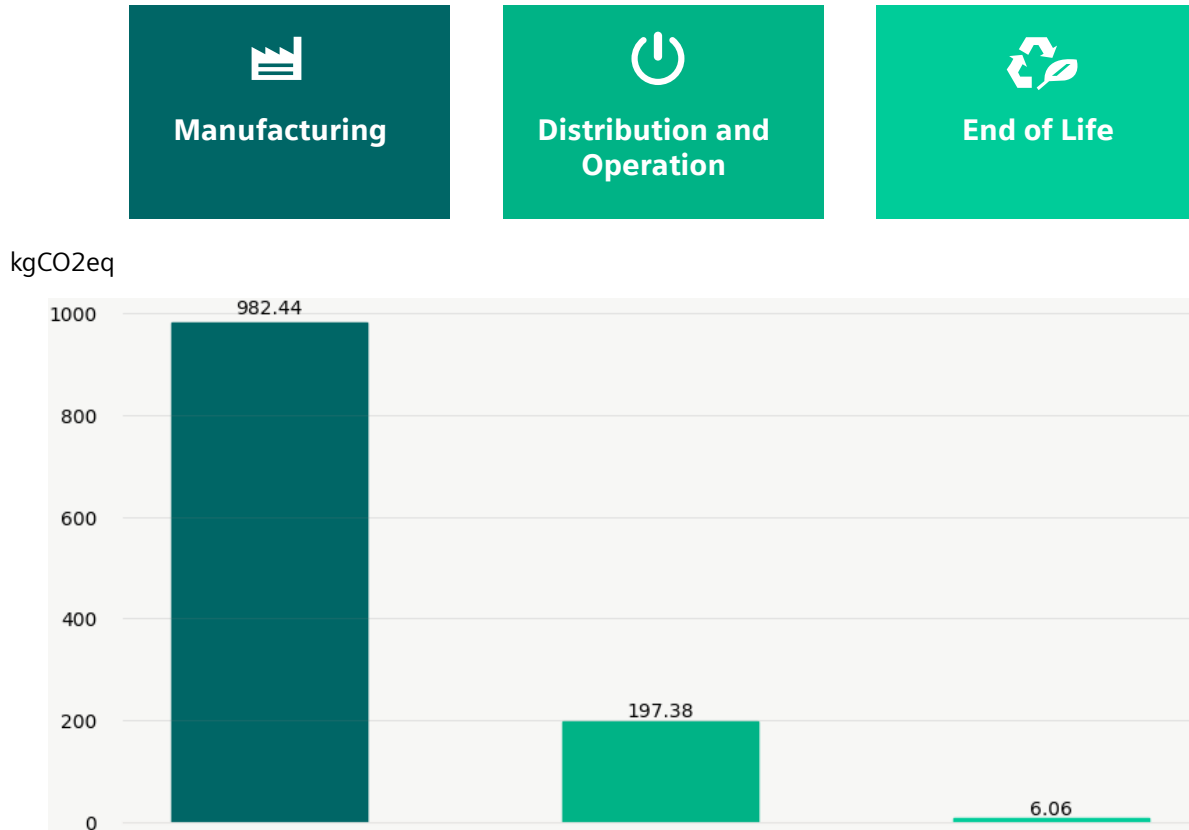
The following impact categories characterize the product's environmental footprint. They have been calculated with LCIA methodology EF3.1; LCA tool: Green Digital Twin (GDT), Database: One Siemens LCA Database (based on MLC CUP 2023.2, formerly GaBi).

To ensure the high quality and completeness of the LCA results, Primary Data have been used whenever possible. Datasets for resources, such as electrical energy or natural gas, are chosen from the region where the device is produced and assembled. If primary data are not available, datasets reflecting state-of-the-art manufacturing technology are considered.

Impact Category	Unit	Total	Manufacturing	Distribution	Operation	End of Life
Acidification	Mole of H+ eq	5.77E+00	5.34E+00	2.95E-04	4.28E-01	2.85E-03
Climate change – total	kg CO2 eq	1.19E+03	9.82E+02	2.68E-01	1.97E+02	6.06E+00
Climate change – fossil	kg CO2 eq	1.18E+03	9.83E+02	2.65E-01	1.95E+02	6.06E+00
Climate change – biogenic	kg CO2 eq	-6.77E-02	-1.82E+00	1.13E-03	1.76E+00	-6.39E-03
Ecotoxicity, freshwater – total	CTUe	7.09E+03	5.53E+03	2.51E+00	1.55E+03	3.68E+00
Eutrophication, freshwater	kg P eq	1.93E-03	1.36E-03	9.62E-07	5.73E-04	4.31E-06
Eutrophication, marine	kg N eq	9.91E-01	8.94E-01	9.37E-05	9.61E-02	7.31E-04
Eutrophication, terrestrial	Mole of N eq	1.07E+01	9.70E+00	1.13E-03	1.01E+00	9.00E-03
Human toxicity, cancer – total	CTUh	5.88E-05	5.88E-05	5.16E-11	4.45E-08	3.82E-10
Human toxicity, non-cancer – total	CTUh	1.55E-05	1.39E-05	2.80E-09	1.63E-06	3.57E-08
Ionising radiation, human health	kBq U235 eq	1.71E+02	7.51E+01	9.95E-04	9.54E+01	4.25E-02
Land Use	dimensionless (pt)	3.38E+03	2.09E+03	1.50E+00	1.28E+03	1.22E+00
Ozone depletion	kg CFC-11 eq	6.94E-07	6.91E-07	2.64E-14	2.86E-09	1.72E-12
Particulate matter	Disease incidences	8.87E-05	8.52E-05	2.06E-09	3.54E-06	2.69E-08
Photochemical ozone formation, human health	kg NMVOC eq	2.98E+00	2.72E+00	2.53E-04	2.60E-01	2.23E-03
Resource use, fossils	MJ	1.56E+04	1.20E+04	3.54E+00	3.54E+03	1.10E+01
Resource use, mineral and metals	kg Sb eq	2.07E-02	2.07E-02	2.73E-08	5.34E-05	6.44E-08
Water use	m ³ water eq deprived water	4.19E+02	3.75E+02	3.01E-03	4.39E+01	4.64E-01

Climate Change

This chart shows the overall impact of the product on climate change – total. The manufacturing phase is the lifecycle phase with the biggest overall impact. Different operating conditions can lead to deviations from the reference scenario. The distribution stage of the reference product is not shown in the chart due to its relatively small contribution to climate change and its impact is included in the operation bar.



End-of-Life results

The end-of-life stage was modelled by shredding of the device, followed by sorting and material separation process.

It leads to:

- **an overall product recyclability of up to 49%** mainly due to metal content
- **an energy recoverability of up to 1%** from plastic materials
- **a minimum disposal rate of 4%**

The exact final values depend on the used recycling process and add up to 100%.

Note: The device should not be disposed of as unsorted municipal waste. Special treatment for specific components may be mandated by law or recommended for environmental reasons. Observe all local and applicable laws.

Legal Disclaimer

This Environmental Product Declaration (EPD) is for information purposes only. It is based upon the standards mentioned above.

This EPD does not warrant or guarantee the composition of a product or that the product will retain a particular composition for a particular period. Therefore, all warranties, representations, conditions, and all other terms of any kind whatsoever implied by statute or common law are – to the fullest extent permitted by applicable law – excluded.

Siemens therefore does not assume any liability for any error or for any consequence which may arise from the use of this information to the maximum extent under the law.

Please be aware that the data of this EPD cannot be compared with data calculated based upon product category rules (PCRs) other than the standards mentioned above. The values given are only valid within the context specified and cannot be used directly to draw up the environmental assessment of an installation.

**Published by
Siemens AG**

Digital Industries

Process Automation

Östliche Rheinbrückenstr. 50
76187 Karlsruhe, Deutschland

Subject to changes and errors.

The information given in this document only contains general descriptions and/or performance features which may not always specifically reflect those described, or which may undergo modification in the course of further development of the products. The requested performance features are binding only when they are expressly agreed upon in the concluded contract.

All product designations may be trademarks or product names of Siemens AG or other companies whose use by third parties for their own purposes could violate the rights of the owners.

© 2023 by Siemens AG, Berlin and Munich