






AVK SUPA MAXI™

S. 631/632/633/634/635/636/638

Mounting instruction for replacement of bracket section

In case of damaged gasket or bracket section.



| DN | Bolt sizes |
|-----|-------------------|
| 50 | 3 x M14 x 75 mm |
| 65 | 3 x M16 x 75 mm |
| 80 | 3 x M16 x 75 mm |
| 100 | 4 x M16 x 75 mm |
| 125 | 4 x M16 x 75 mm |
| 150 | 4 x M16 x 80 mm |
| 200 | 6 x M20 x 100 mm |
| 225 | 6 x M20 x 100 mm |
| 250 | 6 x M20 x 100 mm |
| 300 | 8 x M20 x 110 mm |
| 350 | 9 x M24 x 120 mm |
| 400 | 10 x M24 x 120 mm |
| 450 | 12 x M24 x 120 mm |
| 500 | 14 x M24 x 120 mm |
| 600 | 18 x M24 x 130 mm |
| 700 | 18 x M24 x 150 mm |
| 800 | 20 x M24 x 150 mm |

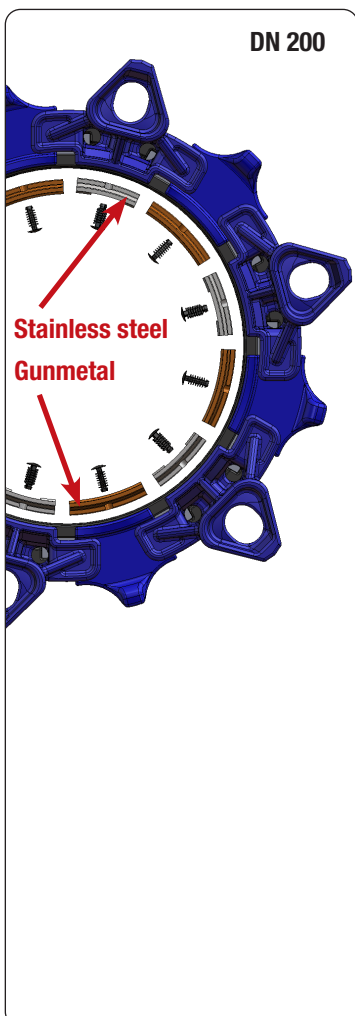




| DN | Ref. nos. | |
|------|----------------|----------------|
| | EPDM | NBR |
| *50 | 631-050-256061 | 631-050-252061 |
| 65 | 631-065-256061 | 631-065-252061 |
| 80 | 631-080-256061 | 631-080-252061 |
| 100 | 631-100-256061 | 631-100-252061 |
| 125 | 631-125-256061 | 631-125-252061 |
| *150 | 631-150-256061 | 631-150-252061 |
| 200 | 631-200-256061 | 631-200-252061 |
| *225 | 631-225-256061 | 631-225-252061 |
| *250 | 631-250-256061 | 631-250-252061 |
| *300 | 631-300-256061 | 631-300-252061 |
| 350 | 631-350-256061 | 631-350-252061 |
| 400 | 631-400-256061 | 631-400-252061 |

| DN | Ref. nos. | |
|---------------------|----------------|----------------|
| | EPDM | NBR |
| 450 | 631-450-256061 | 631-450-252061 |
| 500 | 631-500-256061 | 631-500-252061 |
| 600 | 631-600-256061 | 631-600-252061 |
| 700 | 631-700-156061 | 631-700-152061 |
| For Metal/AC pipes: | | |
| 800 | 631-800-176061 | 631-800-176021 |
| For plastic pipes: | | |
| 800 | 631-800-166061 | 631-800-166021 |



Mounting instruction for replacement of grip segments

In case of damaged grip segments. Note: If the coupling has been mounted on iron/steel/AC pipes, and is to be reused on PE or PVC pipes, the gunmetal grip segments (every second) must be replaced first.



| DN# | in box** | Ref. nos. Gunmetal | Ref. nos. Stainless steel |
|-----------|----------|-----------------------|------------------------------|
| 50 | 3 | 631-050-06001 | 631-050-04001 |
| 65 | 3 | 631-065-06001 | 631-065-04001 |
| 80 | 3 | 631-080-06001 | 631-080-04001 |
| 100 | 4 | 631-100-06001 | 631-100-04001 |
| 125 | 4 | 631-125-06001 | 631-125-04001 |
| 150 | 4 | 631-150-06001 | 631-150-04001 |
| 200 | 6 | 631-200-06001 | 631-200-04001 |
| 225 | 6 | 631-225-06001 | 631-225-04001 |
| 250 | 6 | 631-250-06001 | 631-250-04001 |
| 300 | 8 | 631-300-06001 | 631-300-04001 |
| 350 | 9 | 631-350-06001 | 631-350-04001 |
| 400 | 10 | 631-400-06001 | 631-400-04001 |
| 450 | 12 | 631-450-06001 | 631-450-04001 |
| 500 | 14 | 631-500-06001 | 631-500-04001 |
| 600 | 18 | 631-600-06001 | 631-600-04001 |
| 700 | 18 | 631-700-06001 | 631-700-04001 |
| Steel: | | | |
| 800 | 40 | - | 631-800-04001 |
| Gunmetal: | | | |
| 800 | 40 | 631-800-06001 | - |

** Quantity of grip segments/pins per box.
One box of gunmetal grip segments and one box of stainless steel grip segments per Supa Maxi™ coupling end.

* For couplings produced before 2013, please note that bolt sizes are changed. In addition to the spare gasket unit, new bolts are required as old bolts may not be re-used. Please consult AVK directly for bolt issues.