



AVK NOZZLE CHECK VALVE, MULTI STEM, PN10/16

876/01-001

SS 420 stem, SS 304 spring, alu-bronze bushings, A2 fasteners, FBE coating, EPDM rubber

The AVK spring loaded nozzle check valve is a reliable, fast reacting blocker of reverse flow in water pipes. In case of pump stop the spring loaded valve cone will make sure the water flow is shut off swiftly and quietly before it can change direction and cause water hammer. All metal parts are made of either stainless steel or epoxy coated ductile iron.

Product description:

Fast reacting nozzle check valve with spring return, for drinking water and other neutral liquids to 80°C

Standards:

- Designed according to EN 1074 - 3, Designed according to EN 12266
- Face-to-face dimension according EN 558 - Series 14
- Standard flange drilling to EN1092-2 (ISO 7005-2), PN10/16

Test/Approvals:

- Tested according to EN12266-1.
- WRAS approved materials

Features:

- A spring loaded valve cone makes sure the valve closes before reverse flow can occur
- The optimized flow path keeps head loss down to a minimum
- Stem, spring and fasteners in stainless steel
- All iron parts coated with 250µm fusion bonded epoxy (FBE)
- Centring stem runs in high strength alu-bronze bushings
- Approved for drinking water according to Decreto Ministeriale nr. 174 - Ministero della Salute



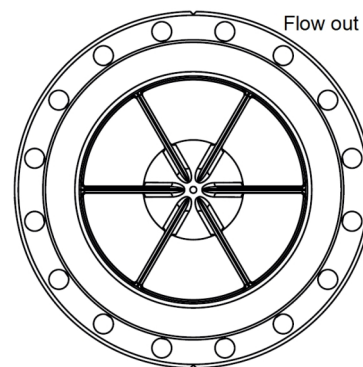
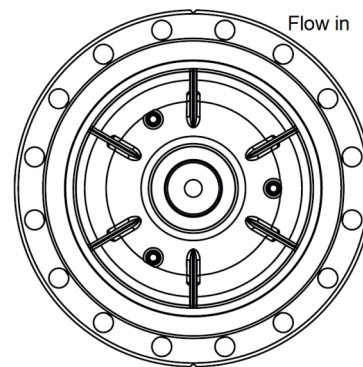
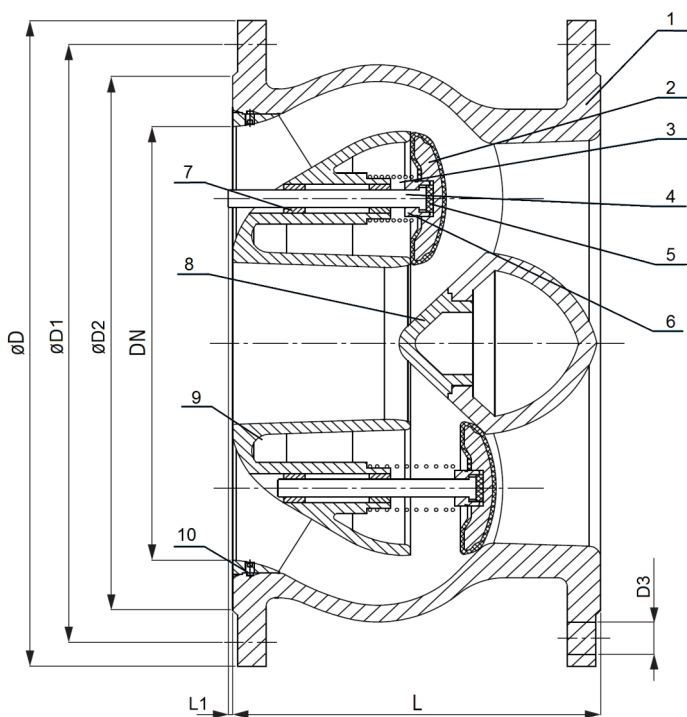
Expect... **AVR**

The designs, materials and specifications shown are subject to change without notice. This is due to the continuous development of our product programme.

AVK NOZZLE CHECK VALVE, MULTI STEM, PN10/16

876/01-001

SS 420 stem, SS 304 spring, alu-bronze bushings, A2 fasteners, FBE coating, EPDM rubber



Component list:

1. Body	Ductile iron GJS-500-7 (GGG-50)	6. Nut	Stainless steel A2
2. Disc	Ductile iron, EPDM encapsulated	7. Bushing	Alu-bronze C61900
3. Spring	Stainless steel 304	8. Plug	Ductile iron GJS-500-7 (GGG-50)
4. Stem	Stainless steel 420	9. Diffuser sleeve	Ductile iron GJS-500-7 (GGG-50)
5. Ring	Polyamide	10. Set screw	Stainless steel A2

Components may be substituted with equivalent or higher class materials without prior notification.

Reference nos. and dimensions:

AVK ref. no.	DN	Flange	D	D1	D2	D3	Bolt	L	L1	Theoretical
	mm	drilling	mm	mm	mm	mm	No.	mm	mm	weight/kg
876-0400-01-01102012	400	PN10	565	515	480	28	16	310	-	160
876-0400-01-11102012	400	PN16	580	525	480	31	16	310	-	165
876-0450-01-01102012	450	PN10	615	565	560	28	20	330	7	180
876-0450-01-11102012	450	PN16	640	585	548	31	20	330	7	190
876-0500-01-01102012	500	PN10	670	620	582	28	20	350	5	260
876-0500-01-11102012	500	PN16	715	650	609	34	20	350	5	275
876-0600-01-01102012	600	PN10	780	725	682	31	20	390	15	420
876-0600-01-11102012	600	PN16	840	770	720	37	20	390	15	480

The designs, materials and specifications shown are subject to change without notice. This is due to the continuous development of our product programme.

